


MEGHALAYA BOARD OF SCHOOL EDUCATION
SECONDARY SCHOOL LEAVING CERTIFICATE EXAMINATION, 2018

ABSTRACT OF RESULTS

| Category | No. of Candidates | | No. of Candidates passed in | | Total Pass | Percentage of Pass |
|-----------------------------|-------------------|--------------|-----------------------------|----------------------|--------------|--------------------|
| | Applied | Appeared | Passed in 6 Subjects | Passed in 5 Subjects | | |
| REGULAR | | | | | | |
| Male | 9675 | 9621 | 6254 | 1875 | 8129 | 84.49 |
| Female | 12161 | 12113 | 7438 | 2666 | 10104 | 83.41 |
| Total | 21836 | 21734 | 13692 | 4541 | 18233 | 83.89 |
| PRIVATE WITH TEST | | | | | | |
| Male | 5532 | 5469 | 1617 | 1257 | 2874 | 52.55 |
| Female | 6593 | 6509 | 1846 | 1581 | 3427 | 52.65 |
| Total | 12125 | 11978 | 3463 | 2838 | 6301 | 52.60 |
| PRIVATE WITHOUT TEST | | | | | | |
| Male | 8363 | 7814 | 81 | 1546 | 1627 | 20.82 |
| Female | 9042 | 8551 | 106 | 2157 | 2263 | 26.46 |
| Total | 17405 | 16365 | 187 | 3703 | 3890 | 23.77 |
| Grand Total | 51366 | 50077 | 17342 | 11082 | 28424 | 56.76 |

[vii]



(T. R. Laloo)
 Controller of Examinations,
 Meghalaya Board of School Education,
 Tura

Dated Tura,
 the 25th May, 2018

MEGHALAYA BOARD OF SCHOOL EDUCATION
SECONDARY SCHOOL LEAVING CERTIFICATE EXAMINATION, 2018

CATEGORY-WISE / GENDER-WISE PERCENTAGE OF PASS

| Category | Applied | Appeared | No. of Candidates Passed | | | Pass Percentage |
|----------|---------|----------|--------------------------|----------------------|-------|-----------------|
| | | | Pased in 6 Subjects | Passed in 5 Subjects | Total | |

Schedule Caste

| | | | | | | |
|--------|-----|-----|----|----|----|-------|
| Male | 135 | 134 | 78 | 20 | 98 | 73.13 |
| Female | 122 | 120 | 55 | 27 | 82 | 68.33 |

Schedule Tribe

| | | | | | | |
|--------|-------|-------|------|------|-------|-------|
| Male | 21677 | 21041 | 6799 | 4397 | 11196 | 53.21 |
| Female | 25953 | 25356 | 8309 | 6049 | 14358 | 56.63 |


OBC

| | | | | | | |
|--------|-----|-----|-----|----|-----|-------|
| Male | 215 | 212 | 123 | 23 | 146 | 68.87 |
| Female | 196 | 192 | 118 | 37 | 155 | 80.73 |

General

| | | | | | | |
|--------|------|------|-----|-----|------|-------|
| Male | 1543 | 1517 | 952 | 238 | 1190 | 78.44 |
| Female | 1525 | 1505 | 908 | 291 | 1199 | 79.67 |

| | | | | | | |
|--------------------|--------------|--------------|--------------|--------------|--------------|--------------|
| Grand Total | 51366 | 50077 | 17342 | 11082 | 28424 | 56.76 |
|--------------------|--------------|--------------|--------------|--------------|--------------|--------------|



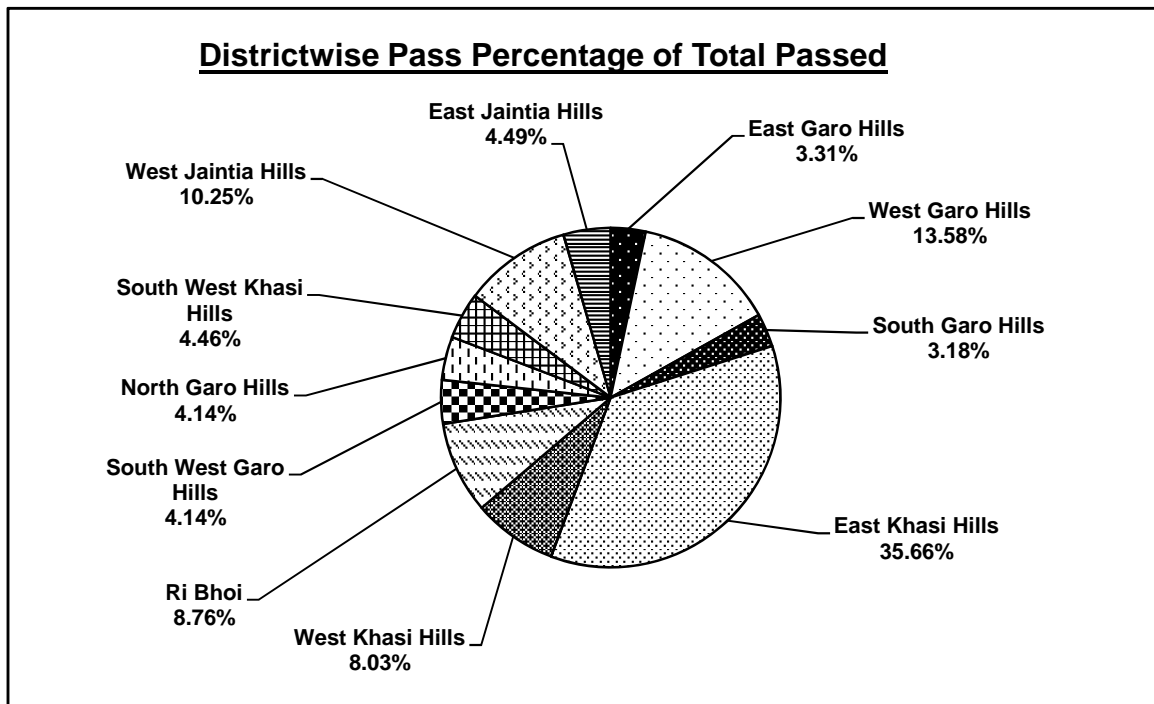
(T. R. Laloo)
Controller of Examinations,
Meghalaya Board of School Education,
Tura

Dated Tura,
the 25th May, 2018

MEGHALAYA BOARD OF SCHOOL EDUCATION
SECONDARY SCHOOL LEAVING CERTIFICATE EXAMINATION, 2018

District-wise Percentage of Pass

| Districts | No. of Candidates | | Percentage of Pass |
|------------------------|-------------------|--------------|--------------------|
| | Appeared | Passed | |
| East Garo Hills | 2360 | 941 | 39.87 |
| West Garo Hills | 10280 | 3860 | 37.55 |
| South Garo Hills | 3019 | 905 | 29.98 |
| East Khasi Hills | 12821 | 10134 | 79.04 |
| West Khasi Hills | 3192 | 2282 | 71.49 |
| Ri Bhoi | 3346 | 2491 | 74.45 |
| South West Garo Hills | 4416 | 1177 | 26.65 |
| North Garo Hills | 3302 | 1176 | 35.61 |
| South West Khasi Hills | 1737 | 1267 | 72.94 |
| West Jaintia Hills | 3857 | 2914 | 75.55 |
| East Jaintia Hills | 1747 | 1277 | 73.10 |
| Grand Total | 50077 | 28424 | 56.76 |



(T. R. Laloo)

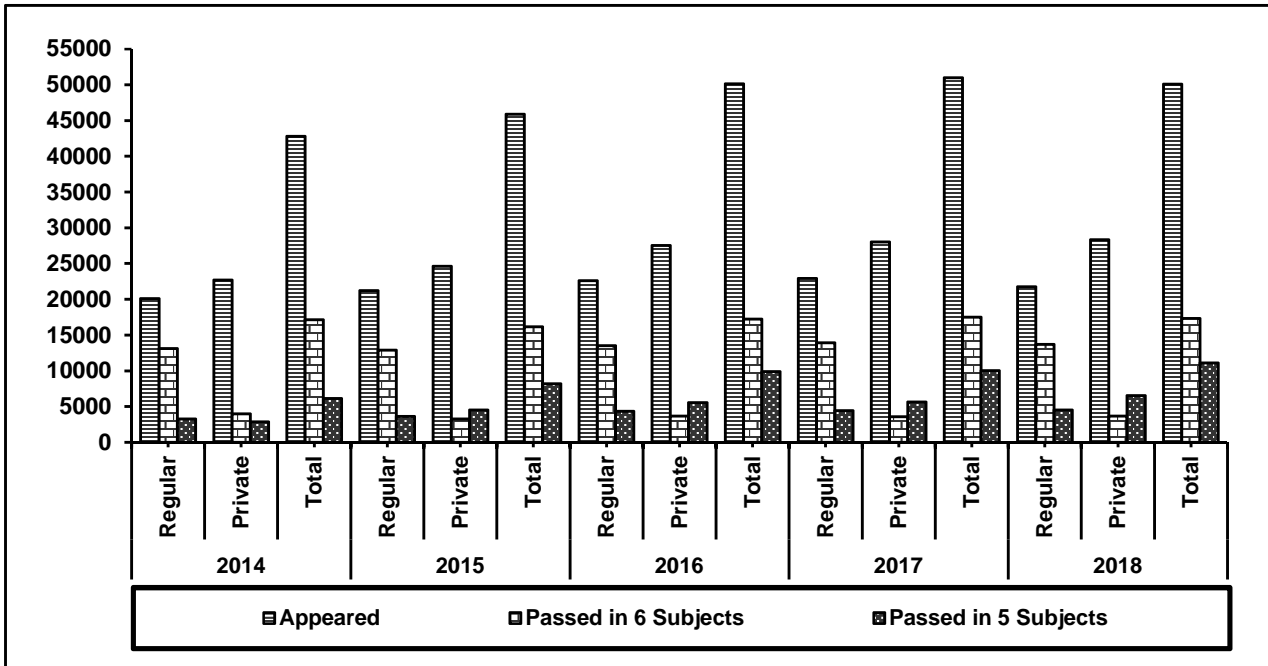
Controller of Examinations,
 Meghalaya Board of School Education,
 Tura

Dated Tura,
 the 25th May, 2018

MEGHALAYA BOARD OF SCHOOL EDUCATION
SECONDARY SCHOOL LEAVING CERTIFICATE EXAMINATION, 2018

RESULTS OF SSLC EXAMINATION FOR THE LAST FIVE YEAR (2014-2018)

| Year of Examination | Category | Appeared | No. of Candidates Passed | | | Pass Percentage | Overall Pass Percentage |
|---------------------|--------------|--------------|--------------------------|----------------------|--------------|-----------------|-------------------------|
| | | | Passed in 6 Subjects | Passed in 5 Subjects | Total | | |
| 2014 | Regular | 20104 | 13119 | 3280 | 16399 | 81.57 | 54.31 |
| | Private | 22703 | 4006 | 2843 | 6849 | 30.17 | |
| | Total | 42807 | 17125 | 6123 | 23248 | 54.31 | |
| 2015 | Regular | 21239 | 12911 | 3638 | 16549 | 77.92 | 53.11 |
| | Private | 24628 | 3269 | 4542 | 7811 | 31.72 | |
| | Total | 45867 | 16180 | 8180 | 24360 | 53.11 | |
| 2016 | Regular | 22613 | 13540 | 4338 | 17878 | 79.06 | 54.10 |
| | Private | 27513 | 3675 | 5566 | 9241 | 33.59 | |
| | Total | 50126 | 17215 | 9904 | 27119 | 54.10 | |
| 2017 | Regular | 22935 | 13912 | 4414 | 18326 | 79.90 | 54.04 |
| | Private | 28039 | 3597 | 5624 | 9221 | 32.89 | |
| | Total | 50974 | 17509 | 10038 | 27547 | 54.04 | |
| 2018 | Regular | 21734 | 13692 | 4541 | 18233 | 83.89 | 56.76 |
| | Private | 28343 | 3650 | 6541 | 10191 | 35.96 | |
| | Total | 50077 | 17342 | 11082 | 28424 | 56.76 | |





(T. R. Laloo)
 Controller of Examinations,
 Meghalaya Board of School Education,
 Tura

Dated Tura,
 the 25th May, 2018