


MEGHALAYA BOARD OF SCHOOL EDUCATION
HIGHER SECONDARY SCHOOL LEAVING CERTIFICATE EXAMINATION, 2018
(COMMERCE STREAM)

ABSTRACT OF RESULTS

| Category | No. of Candidates | | No. of Candidates passed in | | | | | Total Pass | Percentage of Pass |
|--------------------|-------------------|-------------|-----------------------------|-----------------|----------------|---------------|-------------|-------------|--------------------|
| | Applied | Appeared | First Division | Second Division | Third Division | Compartmental | Improvement | | |
| REGULAR | | | | | | | | | |
| Male | 1251 | 1238 | 252 | 536 | 181 | - | - | 969 | 78.27 |
| Female | 808 | 807 | 232 | 417 | 68 | - | - | 717 | 88.85 |
| Total | 2059 | 2045 | 484 | 953 | 249 | - | - | 1686 | 82.44 |
| NON-REGULAR | | | | | | | | | |
| Male | 201 | 189 | - | 14 | 13 | 78 | 2 | 107 | 56.61 |
| Female | 65 | 63 | 3 | 7 | 3 | 27 | 1 | 41 | 65.08 |
| Total | 266 | 252 | 3 | 21 | 16 | 105 | 3 | 148 | 58.73 |
| Grand Total | 2325 | 2297 | 487 | 974 | 265 | 105 | 3 | 1834 | 79.84 |

[1]



(T. R. Laloo)
 Controller of Examinations,
 Meghalaya Board of School Education,
 Tura

Dated Tura,
 the 10th May, 2018

MEGHALAYA BOARD OF SCHOOL EDUCATION
HIGHER SECONDARY SCHOOL LEAVING CERTIFICATE EXAMINATION, 2018
(COMMERCE STREAM)

CATEGORY-WISE / GENDER-WISE PERCENTAGE OF PASS

| Category | Applied | Appeared | No. of Candidates Passed | | | | | Pass Percentage |
|----------|---------|----------|--------------------------|----------|----------|-------|--------|-----------------|
| | | | 1st Div. | 2nd Div. | 3rd Div. | Comp. | Imprv. | |

Schedule Caste

| | | | | | | | | | |
|--------|----|----|---|----|-----|-----|-----|----|--------|
| Male | 32 | 32 | 5 | 20 | 2 | 1 | Nil | 28 | 87.50 |
| Female | 10 | 10 | 3 | 7 | Nil | Nil | Nil | 10 | 100.00 |

Schedule Tribe

| | | | | | | | | | |
|--------|------|------|-----|-----|-----|----|---|-----|-------|
| Male | 1053 | 1030 | 140 | 401 | 160 | 48 | 2 | 751 | 72.91 |
| Female | 657 | 654 | 152 | 322 | 55 | 26 | 1 | 556 | 85.02 |


OBC

| | | | | | | | | | |
|--------|----|----|----|---|---|-----|-----|----|--------|
| Male | 24 | 23 | 8 | 9 | 1 | Nil | Nil | 18 | 78.26 |
| Female | 18 | 18 | 10 | 7 | 1 | Nil | Nil | 18 | 100.00 |

General

| | | | | | | | | | |
|--------|-----|-----|----|-----|----|----|-----|-----|-------|
| Male | 343 | 342 | 99 | 120 | 31 | 29 | Nil | 279 | 81.58 |
| Female | 188 | 188 | 70 | 88 | 15 | 1 | Nil | 174 | 92.55 |

| | | | | | | | | | |
|--------------------|-------------|-------------|------------|------------|------------|------------|----------|-------------|--------------|
| Grand Total | 2325 | 2297 | 487 | 974 | 265 | 105 | 3 | 1834 | 79.84 |
|--------------------|-------------|-------------|------------|------------|------------|------------|----------|-------------|--------------|



(T. R. Laloo)
 Controller of Examinations,
 Meghalaya Board of School Education,
 Tura

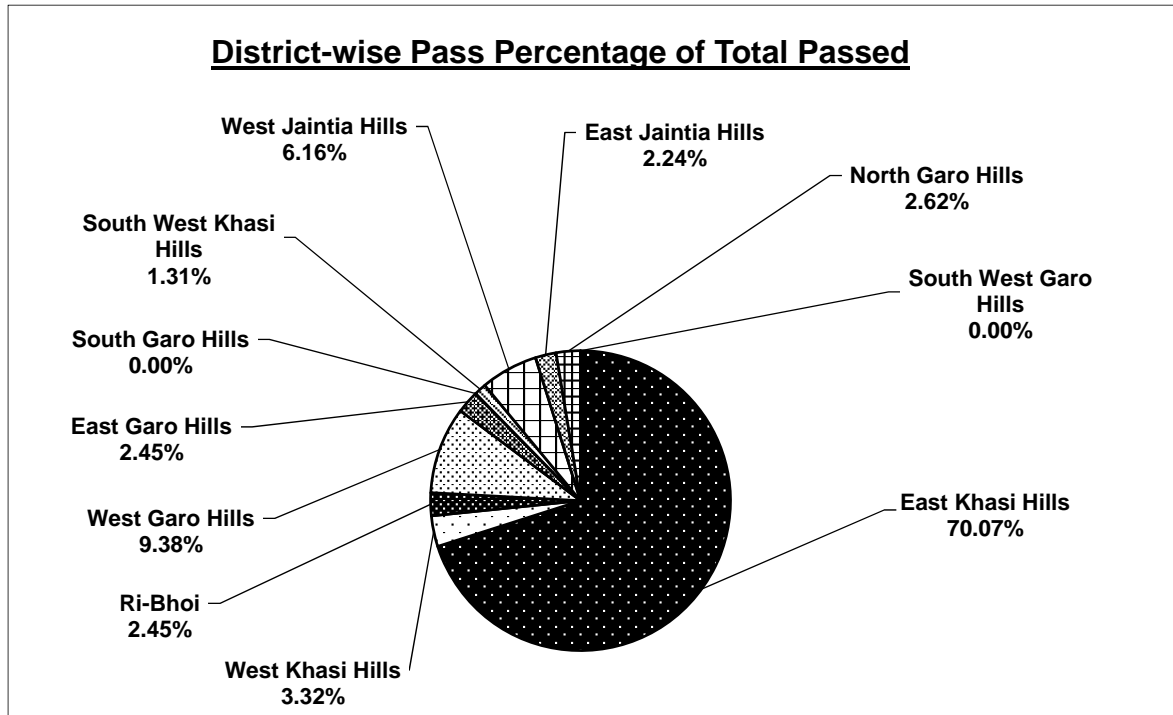
Dated Tura,
 the 10th May, 2018


MEGHALAYA BOARD OF SCHOOL EDUCATION
HIGHER SECONDARY SCHOOL LEAVING CERTIFICATE EXAMINATION, 2018
(COMMERCE STREAM)

District-wise Percentage of Pass

| Districts | No. of Candidates | | Percentage of Pass |
|------------------------|-------------------|-------------|--------------------|
| | Appeared | Passed | |
| East Khasi Hills | 1539 | 1285 | 83.50 |
| West Khasi Hills | 74 | 61 | 82.43 |
| Ri-Bhoi | 59 | 45 | 76.27 |
| West Garo Hills | 256 | 172 | 67.19 |
| East Garo Hills | 48 | 45 | 93.75 |
| South Garo Hills | Nil | Nil | - |
| South West Khasi Hills | 30 | 24 | 80.00 |
| West Jaintia Hills | 185 | 113 | 61.08 |
| East Jaintia Hills | 54 | 41 | 75.93 |
| North Garo Hills | 52 | 48 | 92.31 |
| South West Garo Hills | Nil | Nil | - |
| Grand Total | 2297 | 1834 | 79.84 |

District-wise Pass Percentage of Total Passed





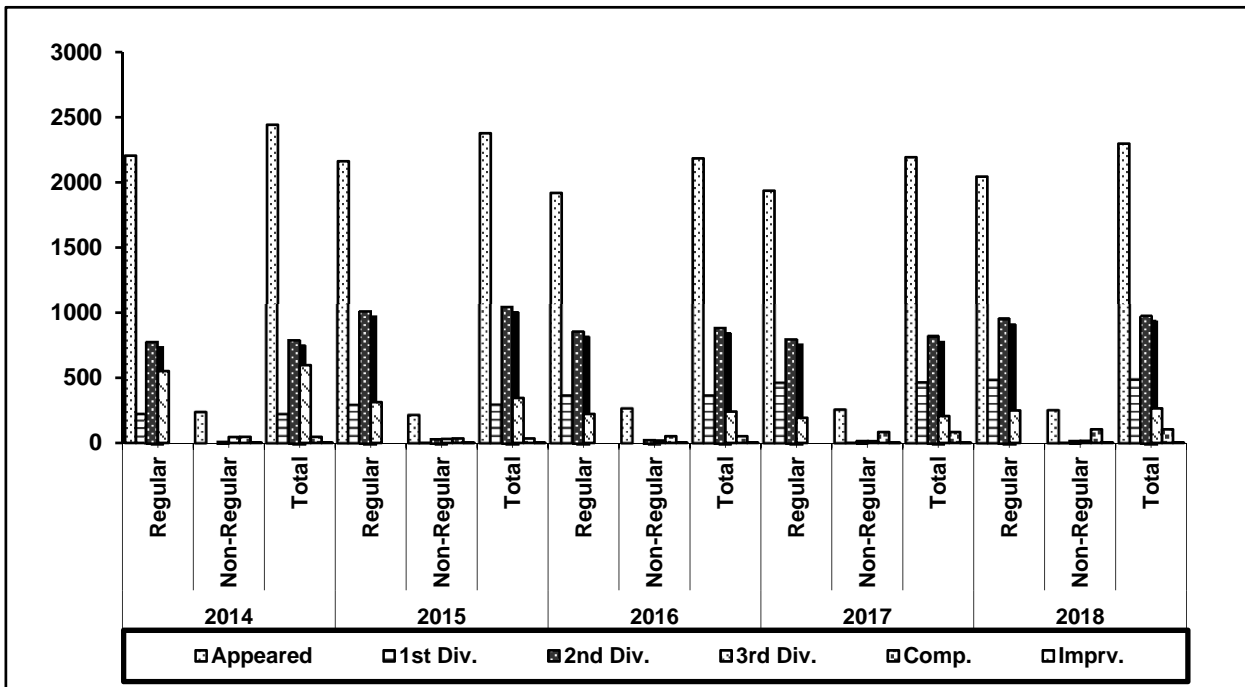
(T. R. Laloo)
 Controller of Examinations,
 Meghalaya Board of School Education,
 Tura


Dated Tura,
 the 10th May, 2018

MEGHALAYA BOARD OF SCHOOL EDUCATION
HIGHER SECONDARY SCHOOL LEAVING CERTIFICATE EXAMINATION, 2018
(COMMERCE STREAM)

STATEMENT OF HSSLC EXAMINATION RESULTS FOR FIVE YEARS (2014-2018)

| Year of Examination | Category | Appeared | No. of Candidates Passed | | | | | Total | Pass Percentage |
|---------------------|--------------|-------------|--------------------------|-------------|------------|------------|----------|-------------|-----------------|
| | | | 1st Div. | 2nd Div. | 3rd Div. | Comp. | Imprv. | | |
| 2014 | Regular | 2205 | 222 | 778 | 552 | 0 | 0 | 1552 | 70.39 |
| | Non-Regular | 238 | 0 | 13 | 45 | 47 | 2 | 107 | 44.96 |
| | Total | 2443 | 222 | 791 | 597 | 47 | 2 | 1659 | 67.91 |
| 2015 | Regular | 2162 | 292 | 1011 | 314 | 0 | 0 | 1617 | 74.79 |
| | Non-Regular | 215 | 2 | 34 | 31 | 34 | 1 | 102 | 47.44 |
| | Total | 2377 | 294 | 1045 | 345 | 34 | 1 | 1719 | 72.32 |
| 2016 | Regular | 1919 | 364 | 855 | 222 | 0 | 0 | 1441 | 75.09 |
| | Non-Regular | 265 | 0 | 27 | 19 | 52 | 3 | 101 | 38.11 |
| | Total | 2184 | 364 | 882 | 241 | 52 | 3 | 1542 | 70.60 |
| 2017 | Regular | 1936 | 462 | 799 | 193 | 0 | 0 | 1454 | 75.10 |
| | Non-Regular | 257 | 3 | 20 | 14 | 84 | 1 | 122 | 47.47 |
| | Total | 2193 | 465 | 819 | 207 | 84 | 1 | 1576 | 71.87 |
| 2018 | Regular | 2045 | 484 | 953 | 249 | 0 | 0 | 1686 | 82.44 |
| | Non-Regular | 252 | 3 | 21 | 16 | 105 | 3 | 148 | 58.73 |
| | Total | 2297 | 487 | 974 | 265 | 105 | 3 | 1834 | 79.84 |





(T. R. Laloo)
 Controller of Examinations,
 Meghalaya Board of School Education,
 Tura

Dated Tura,
 the 10th May, 2018